

# OPIOIDS IN CENTRAL OREGON

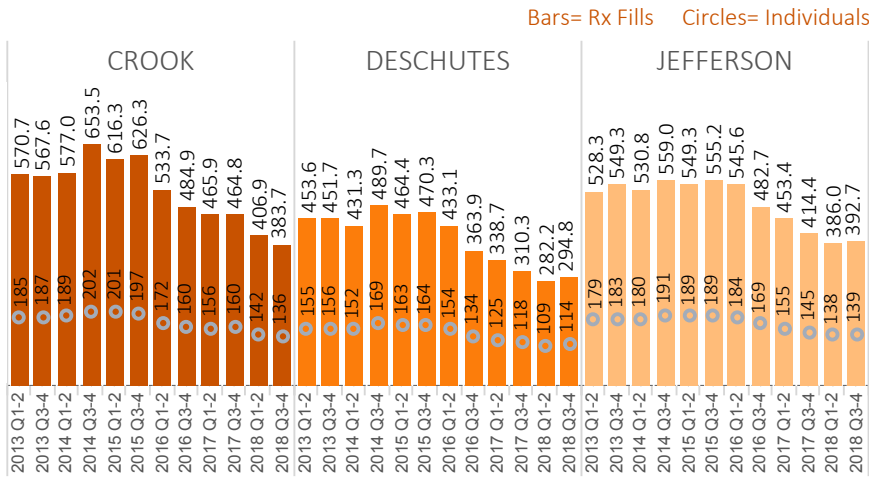
Oregon's PDMP data on opioids in Central OR Counties (2012 thru Q4 2018)

Updated: 4/1/2019 (OHA Data Updated 2/19/2019)

PDMP provided by Oregon Health Authority for Prescriptions in the Central Oregon CCO zip code region. All data is de-identified. Therefore, individual people, providers, payers, and pharmacies are not identifiable. Rx = Prescription

2018 Q1-Q4 OPIOID PRESCRIPTIONS  
**43,058**  
 Unique Individuals  
**145,121**  
 Prescription Fills  
**17.3**  
 Average Days Supply

## OPIOID RX RATES BY COUNTY (per 1,000 residents)



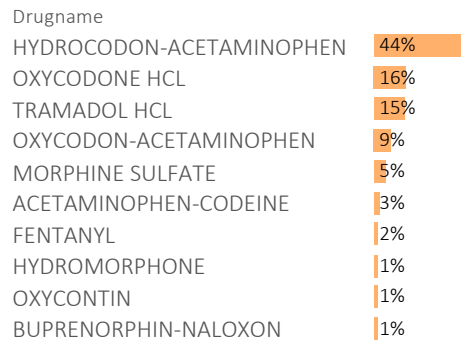
## NUMBER OF OPIOID RX FILLS EACH YEAR

	2015	2016	2017	2018
CROOK	26,216	21,982	20,572	17,954
DESCHUTES	159,803	140,781	118,689	108,820
JEFFERSON	24,800	23,436	20,124	18,347

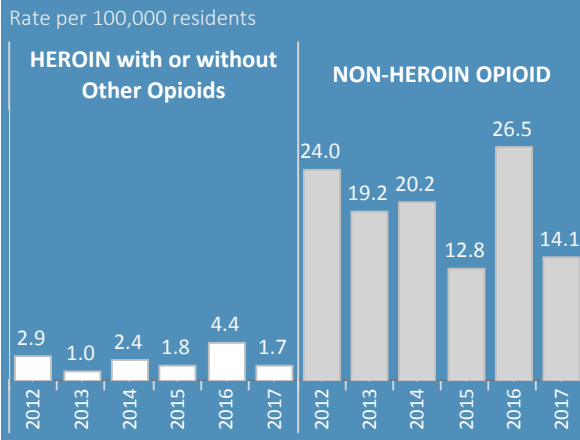
## The Top 25 Providers Prescribed...

2013	2014	2015	2016	2017	2018	of all opioid Rx fills.
29%	25%	24%	25%	25%	25%	

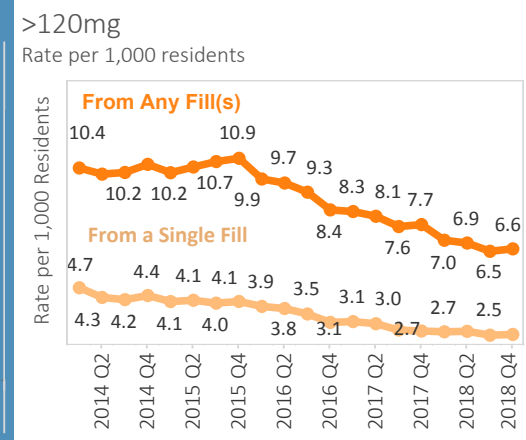
## MOST FREQUENTLY PRESCRIBED OPIOID DRUGS, 2017 - 2018 (by Drug Name)



## OVERDOSE HOSPITALIZATIONS

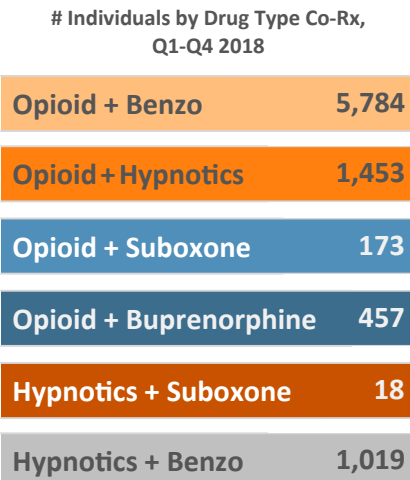


## MORPHINE EQUIVALENT DOSING >120mg

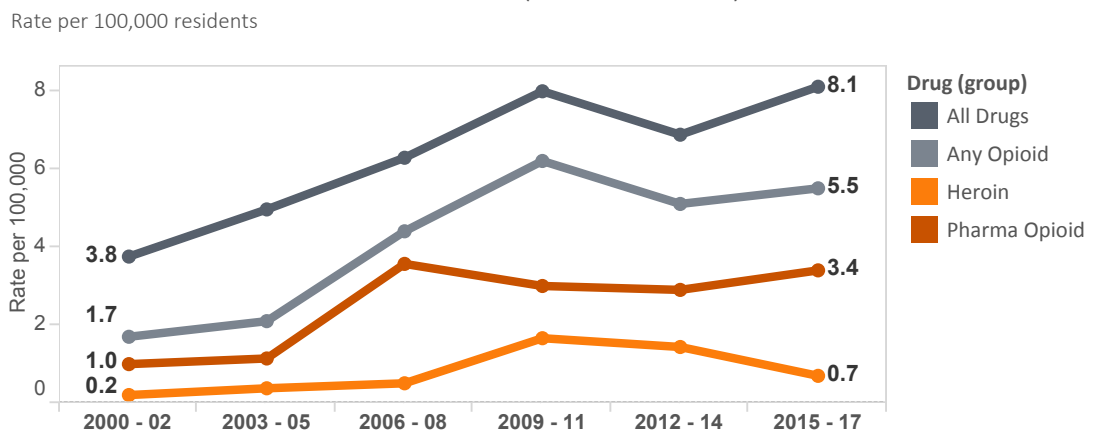


## CO-PRESCRIBING

# Individuals prescribed opiates and at least one other drug type in the same month one or more times.



## OVERDOSE DEATHS BY DRUG TYPE (Vital Statistics)



Pharma Opioid: Pharmaceutical Opioids

Note: The data for Overdose Hospitalizations, Morphine Equivalent Dosing >120mg, and Overdose Death Rates are provided by OHA and are available on OHA's website under "Data Dashboard: Prescribing and Overdose Data for Oregon" Data as of 3/25/2019. <http://public.health.oregon.gov/PreventionWellness/SubstanceUse/Opioids/Pages/data.aspx>