

OPIOIDS IN CENTRAL OREGON

Oregon's PDMP data on opioids in Central OR Counties (since 7/2011)



PDMP provided by Oregon Health Authority for Prescriptions in the Central Oregon CCO zip code region. All data is de-identified.

Therefore, individual people, providers, payers, and pharmacies are not identifiable.

Rx = Prescription

2015
OPIOID
PRESCRIPTIONS

61,116

Unique Individuals

204,719

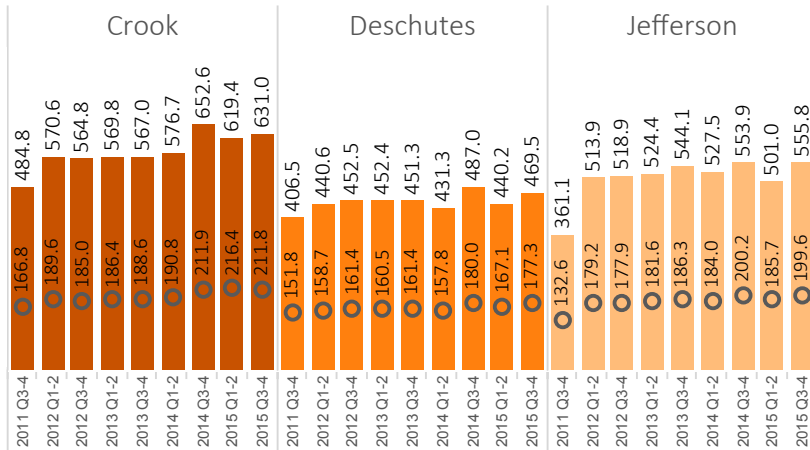
Prescription Fills

17.4

Average Days Supply

OPIOID RX RATES BY COUNTY (per 1,000 residents)

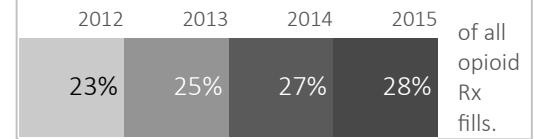
Bars= Rx Fills Circles= Individuals



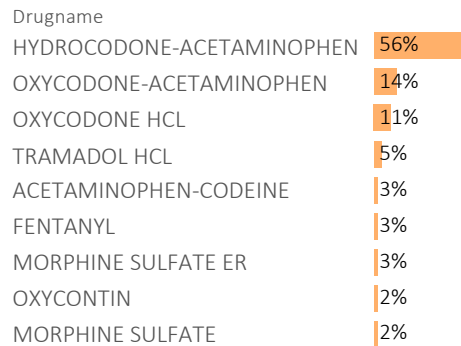
NUMBER OF OPIOID RX FILLS EACH YEAR

	2012	2013	2014	2015
Crook	23,447	23,520	25,544	26,095
Deschutes	143,016	146,888	152,800	154,988
Jefferson	22,661	23,550	24,013	23,641

The Top 25 Providers Prescribed...

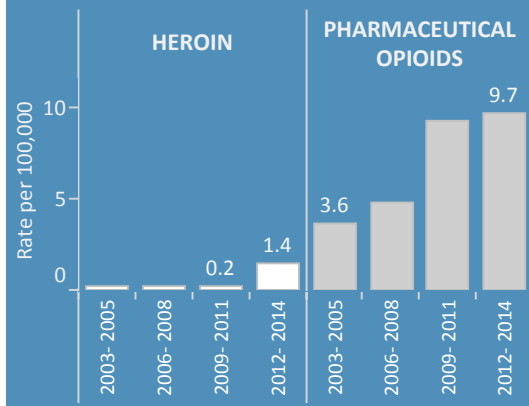


MOST FREQUENTLY PRESCRIBED OPIOID DRUGS (by Drug Name)



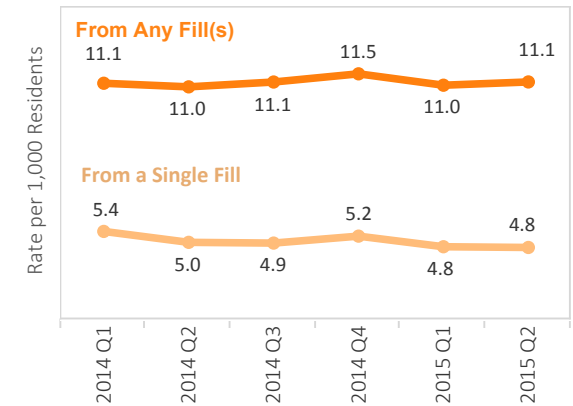
OVERDOSE HOSPITALIZATIONS

Rate per 100,000 residents



MORPHINE EQUIVALENT DOSING >120mg

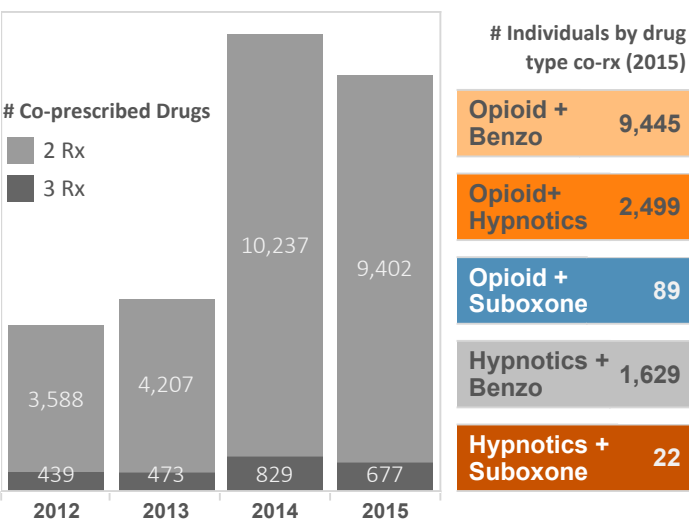
Rate per 1,000 residents



CO-PRESCRIBING

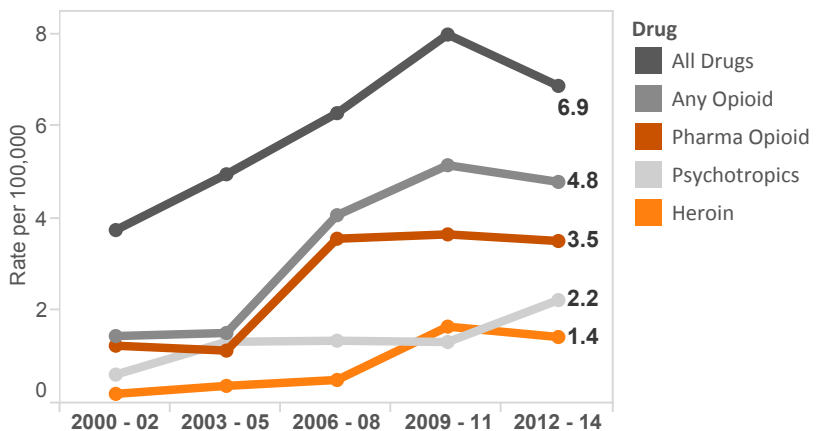
Individuals prescribed opiates and at least one other drug type in the same month one or more times.

(Includes: Opioids, Hypnotics, Suboxone, and Benzodiazepine)



OVERDOSE DEATHS BY DRUG TYPE

Rate per 100,000 residents



Pharma Opioid: Pharmaceutical Opioids

Note: The data for Overdose Hospitalizations, Morphine Equivalent Dosing > 120mg, and Overdose Death Rates are provided by OHA and are available on OHA's "Data Dashboard: Prescribing and Overdose Data for Oregon"

<http://public.health.oregon.gov/PreventionWellness/SubstanceUse/Opioids/Pages/data.aspx>